ARTWORKS

ORIGINALSTYLE

The following tiles have been used to create this setting: Alma Tadema Masterpiece tiles and frames (see page 4), B9929 Plain Cornice, B9905 Dentil, B9900 Albert, B9000 Field tile, B9906 Egg & Dart, B9903 Skirting (all in Colonial White), GJB9000 Jade Breeze Field tile, 6990B W.B. Simpson Fish Frieze, 6991B W.B. Simpson Shell Frieze. For flooring see Original Style Victorian Floor Tiles brochure.

Recreating Classic Styles

Inspiration for these unique Artworks tiles can be traced back through more than two thousand years of civilisation, to ancient Greece and Rome, for it was their art and architecture that was the basis for many of the Renaissance, Regency and Victorian imagery which forms much of this exclusive collection.

A wealth of colour and decorative detail

Original Style has devoted years of research to perfect ceramic decorating techniques which allow the consistent reproduction of vivid colours combined with precise detail. The fruits of this labour are laid out on the following pages, including classic works of art on ceramic tiles which faithfully reproduce the colours and textures of the original canvases.

Tiles used in this setting: 6361 A Coign of Vantage, 6366B Frame Set, GIC9000 Field tiles,GJT9927 Astragal, GJT9928 Hogarth, (all Sepia), B9000 Field tiles, B9923 Scroll (both Colonial White), GIC9221 Ecru Rectangle.

Front cover picture shows: B9000 field tile, B9927 Astragal, B9923 Scroll, B9002 Half field tile, B9903 Skirting (all Colonial White). For flooring see Original Style's Earthworks brochure.
Owing to variations in studio lighting and printing inks, the tile colours shown in this catalogue may differ slightly from those of the actual tiles.
Before making your choice it is always advisable to ask your Original Style supplier to show you samples.

© Copyright Original Style Ltd 2007.

A reflection of true quality

The exceptional reflectivity of Original Style field tiles is achieved by creating our own glazes. These have a translucence, intensity and depth which we believe to be unmatched by any other tile manufacturer, anywhere in the world.

Mix and match

All standard tiles are 152mm wide (6") with an edge depth of 7mm (¼"). Most decorated tiles, except the Masterpiece Collection are available on either **A** Brilliant White or **B** Colonial White backgrounds (indicated by the suffix letter to the product code e.g. **6003A**), although some collections are available on a choice of both backgrounds. The photographs on the following pages show just a few ways in which decorated, moulded and plain tiles can be combined to create stunning effects but, with such an immense selection, we are confident that you will be able to think of many more!



The Masterpiece Collection

What could be more up-lifting to gaze at as you relax in your bath than a work of art by one of the great painters of the past? These painstakingly accurate reproductions of historic paintings are decorated on to glazed ceramic tiles, creating a new dimension in bathroom design. These tiles are larger and thicker than our normal tiles. To complement these works of art we have developed matching frame sets which can be laid neatly alongside tiles of any thickness. There are eight tiles in these frames, each ready mitred and available in a choice of three colours.

Sir Laurence Alma-Tadema

(1836-1912)

Although Dutch by birth, Alma-Tadema spent most of his working life in England. He was particularly noted for his paintings of elegant female figures in classical Greek and Roman settings and was described by Punch as a "marbellous artist" for his skill in depicting marble.

The vivid blue of the Mediterranean is a recurring theme in his work and forms the backdrop for three of the four paintings selected by Original Style.

Dimensions for all 4 Alma-Tadema tiles

Picture tile only:
560 x 380 x 10mm (22" x 14 3/4" x 1/3")

With frame:
630 x 450mm (24 1/2" x 17 1/2")

Matching Frame Sets also available:
6366A Brilliant White.
6366B Colonial White.
6366N Black.

6358 Alma-Tadema:
At Aphrodite's Cradle (1908), private collection.

6361 Alma-Tadema:
A Coign of Vantage (1895), private collection.

6360 Alma-Tadema: Silver Favourites (1903),
Manchester City Art Gallery.

6359 Alma-Tadema:
The Baths of Caracalla (1899), private collection.

Tiles used in this setting: 6362 Monet: Waterlily Pond with 6367B Colonial White frame, 6361 Alma-Tadema A Coign of Vantage and 6359 Baths of Caracalla with 6366B Colonial White frame, B9002 Colonial White Half tile, GJB9022A Jade Breeze Parthenon, GJB9909 Jade Breeze Omega, GJB9900 Jade Breeze Albert. For flooring see Original Style Victorian Floor Tiles brochure.

Claude Monet

(1840-1926)

Monet gave birth to the Impressionist movement in late 19th-Century France. His passion was depicting the effects of light, particularly on water, which often led him to paint the same scene several times over in a variety of daylight conditions. He lived for a few years at Argenteuil on the River Seine and later bought a house near the village of Giverny in the large garden of which many of his greatest masterpieces were painted.

The Waterlily Pond (1899) is one of a series featuring Monet's own water garden and Japanese footbridge at Giverny in which his use of colour and light is at its most exquisite.

Argenteuil (c.1875) shows a variety of colourful boats moored on the River Seine. It was probably painted from the artist's specially built "studio boat".

6362 Monet: Waterlilly Pond (1899), National Gallery, London.

Picture tile only:
380 x 395mm x 10mm (14 3/4" x 15 1/2" x 1/3)

With frame:
450 x 465mm (17 1/2" x 18")

Matching Frame Sets also available:
6367A Brilliant White.
6367B Colonial White.
6367N Black.



6363 Monet: Argenteuil (c.1875), Musee de l'Orangerie, Paris.

Picture tile only:
380 x 445mm x 10mm (14 3/4" x 17 1/4" x 1/3)

With frame:
450 x 515mm (17 1/2" x 20")

Matching Frame Sets also available:
6368A Brilliant White.
6368B Colonial White.
6368N Black.

Raffaello Sanzio, known as Raphael

(1483-1520)

Born in Urbino, the son of an artist, Raphael was called to Rome in 1508 to carry out a number of commissions for Pope Julius II.

Thereafter his work was in great demand from wealthy Roman merchants and noblemen. Influenced by both Leonardo da Vinci and Michelangelo, he nevertheless established his own distinctive style and became one of the great Classical artists of the High Renaissance.

Galatea (1511-12) is a fresco commissioned by the Sienese banker, Agostino Chigi, to decorate the wall of a loggia at his riverside villa. It shows the nymph, Galatea, dramatically surrounded by "amorini, mermen, hippocamps and nereids" and survives today in what is now called the Villa Farnesina, after a later owner.

6365B Raphael: Galatea (1511-12), Villa Farnesina, Rome.

Picture tile only:
560 x 420mm x 10mm (22" x 16" x 1/3)

With frame:
630 x 490mm (24 1/2" x 19")

Matching Frame Sets also available:
6370A Brilliant White.
6370B Colonial White.
6370N Black.

In addition to the Masterpiece tiles and frames, the following tiles have been used to create this setting: N9000 Field tile, N9901 Victoria, N9903 Skirting, N9929 Plain Cornice, N9905 Dentil, N9906 Egg & Dart, N9022A Parthenon, N9025A Greek Key (all Jet Black), A9000 Brilliant White Field tile.

Sandro Botticelli

(1444-1510)

Widely acknowledged as one of the greatest Italian Renaissance painters, Botticelli lived and worked in Florence where he attracted the patronage of the powerful Medici family. He had a distinctive, personal style and drew his inspiration from a multitude of sources, classical and Biblical as well as contemporary.

The Birth of Venus (c.1481), perhaps his best known work, was commissioned for one of the many Medici villas around Florence and is now in the Uffizi Gallery.

6364 Botticelli: Birth of Venus (c.1481), Uffizi Gallery, Florence.

Picture tile only:
360 x 560mm x 10mm (14" x 22" x 1/3)

With frame:
430 x 630mm (16 3/4" x 24 1/2")

Matching Frame Sets also available:
6369A Brilliant White.
6369B Colonial White.
6369N Black.

Because the tiles in the Masterpiece series are thicker (10mm rather than 7mm), they are also heavier.

Special care should therefore be taken before fixing them to a wall, to ensure safe installation.

It is particularly important that the wall is of sufficient strength and rigidity and also that it is sound and completely free from paint and paper of any kind.

The picture tiles as well as the frame tiles should be laid in a solid bed of adhesive to ensure the best possible bond. This is described in the Masterpiece tile fixing instructions.

If you have any doubts on the fixing of the Masterpiece series you should seek help or advice from a qualified, professional tile fixer.

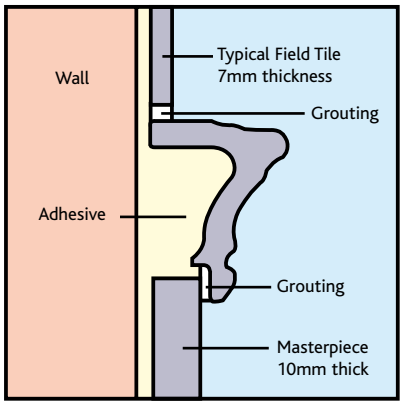



Black

Colonial White

Brilliant White

Tiles used in this setting: 6358 At Aphrodite's Cradle, 6361 A Coign of Vantage, 6359 The Baths of Caracalla, GJT9903 Skirting, GJT9900 Albert, GJT9928 Hogarth (all Sepia), GIC9000 Field tiles, GIC9909 Omega, GIC9221 Rectangle (all Ecru), B9000 Field tile, B9002 Half Field tile, B9921 Sigma, B9923 Scroll, 6366B Frame set (all Colonial White). For flooring and panel centre tile see Original Style Victorian Floor Tiles brochure.

The Victorian Collection

Many of the tiles produced by the English manufacturers of the 19th Century were specifically designed for fireplaces. Here the standard requirement was for vertical 5-tile sets which were positioned either side of the grate. Original Style has reproduced a selection of the best of these for use as decorative wall tiles.

Their proportions make them particularly appropriate for shower cubicles, but as our photographs show, they can be successfully incorporated into a wide variety of settings.

To give added scope for imaginative interior decoration, Original Style has created matching floral borders for all their Victorian tile sets. These can also be used as attractive decorative features in their own right.

Background glaze colours vary from one set to another; please take careful note of the colour before ordering matching field and moulded tiles.

Plant and Urn

Corner tile
6030A Brilliant White
6030B Colonial White

Border tile (flower on left)
6031A Brilliant White
6031B Colonial White

Border tile (flower on right)
6032A Brilliant White
6032B Colonial White

Single tile
6092A Brilliant White
6092B Colonial White

Tiles used in this setting: 6092A Single tile, 6031A/2A Border tiles, 6030A Corner, GSY9901 Victoria, GSY9909 Omega, GSY9900 Albert (all Summer Yellow), A9000 Brilliant White Field tile, F9024A Burgundy Love Knot.

Tiles used in this setting:
6003B 5-tile set, 6027B Corner, 6028B/9B Borders,
B9000 Colonial White Field tile.

The background glaze colour is either Colonial White or Brilliant White. See pages 32-38 for details of plain and moulded tiles.

Poppy and Wheatsheaf

6003B Poppy and Wheatsheaf 5-tile set

6027B Corner tile

6028B Border tile (with wheat)

6029B Border tile (no wheat)

6088B Single tile

Tiles used in this setting: 6080A 5-tile set, 6084A 6-tile panel, 6082A Corner, 6081A Border, A9000 Field tile, A9900 Albert (both Brilliant White), GLM9000 Field tile, GLM9901 Victoria, GLM9900 Albert (all Lilac Mist).

Blue Iris

6080A Blue Iris 5-tile set

6093A Single tile

6081A Border tile, full size

6082A Corner tile

6085A Border tile, half size 152 x 76mm (6" x 3")

Tiles used in this setting:
6080A 5-tile set, 6084A 6-tile panel,
6085A Half border, 6082A Corner, 6081A Border,
A9000 Brilliant White Field tile, GLM9909 Omega,
GLM9900 Albert, GLM9901 Victoria,
GLM9903 Skirting, GLM9002 Half field tile,
GLM9000 Field tile (all Lilac Mist).

For flooring see Original Style
Victorian Floor Tiles brochure.

6084A Blue Iris 6-tile panel

The background glaze colour is Brilliant White. See pages 32-38 for details of plain and moulded tiles.

Tiles used in this setting: 6009B Birds & Rushes 5-tile set, 6064B/5B Border tiles, 6063B/7B Corner tiles, B9000 Colonial White Field tile, G9000 Field tile & G9901 Victoria (both Royal Blue).

Birds and Butterfly

6008B Birds and Butterfly 5-tile set

6009B Birds and Rushes 5-tile set

Tiles used in this setting: 6063B/7B Corners, 6064B/5B Borders, B9000 Colonial White Field tile.

6063B Corner tile

6064B Border tile

6065B Border tile

6067B Corner tile

Cameo Carousel

6006B Cameo Carousel
5-tile set (with harp)

6007B Cameo Carousel
5-tile set (with scarf)

6033B Corner tile

6034B Border tile

6035B Border tile

Tiles used in this setting: 6006B Cameo Carousel (with harp) 5-tile set, 6033B Corner, 6034B Border, B9000 Colonial White Field tile, F9902 Rope, F9901 Victoria, F9000 Field tile, F9903 Skirting (all Burgundy). For flooring see Original Style Victorian Floor Tiles brochure.

The background glaze colour is Colonial White. See pages 32-38 for details of plain and moulded tiles.

Victorian Continuous Patterns

These cleverly designed Victorian tiles are ideal for smaller tiled areas such as fitted kitchens and basin splash-backs. Laid in horizontal friezes or rectangular blocks they form attractive repeating patterns which can be neatly edged with matching moulded tiles.

Tiles used in this setting: 6860B Single tile, B9900 Colonial White Albert.

6860B Pomegranate

Tiles used in this setting: 6861B Single tile, F9900 Burgundy Albert.

6861B Floral Trellis

6862B Bluebird

Tiles used in this setting: 6862B Single tile, GAQ9900 Albert, GAQ9902 Rope, GAQ9908 Adelaide (all Aqua Source).

The background glaze colour is Colonial White. See pages 32-38 for details of plain and moulded tiles.

Victorian Single Tiles

Perhaps the finest examples of the Victorian tile decorator's art are to be found in the floral designs of the period. Subtle, delicate colours are blended with intricate detail to create miniature masterpieces.

Original Style has selected these examples from museums and private collections and carefully reproduced them with the utmost attention to detail in both colour and line. They are equally suitable as running friezes or positioned randomly to add highlights to a field of plain coloured tiles.

Tiles used in this setting: 6012B Symmetrical floral pattern, 6013B Sweetbriar, F9929 Plain Cornice, F9900 Albert, F9908 Adelaide, F9909 Omega, F9901 Victoria, F9905 Dentil, F9002 Half field tile, F9903 Skirting (all Burgundy), A9000 Brilliant White Field tile. For flooring see Original Style Victorian Floor Tiles brochure.

6010B Poppies, floral border

6011B Poppies, scroll border

6012B Symmetrical floral pattern

6013B Sweetbriar

6014B Apple Blossom

6016B Peony

6017B Windflower

6018B Blue Poppies

6019B Symmetrical classical pattern

6020B Symmetrical classical quarter tile, measures 152 x 38 x 7mm (6" x 1½" x ⅓")

Tiles used in this setting: 6017B Single tile.

The background glaze colour is Colonial White. See pages 32-38 for details of plain and moulded tiles.

Classical Decorative Borders

Flowers and foliage, ropes and columns - all mark out the sylvan style of these beautifully designed decorative borders.

Use their exquisite, colourful repeat patterns to create running friezes that add character to plain areas of tiling or, for additional impact, complement them with your selection of moulded trims from the range of Victorian Co-ordinated Tiles on pages 32 to 38.

Tiles used in this setting: 6388A Trumpet Gentian Border, Blue, GSY9909 Omega (Summer Yellow), GLM9900 Albert (Lilac Mist), A9002 Half field tile, A9005 REL tile (both Brilliant White).

152mm x 25mm (6" x 1")

Trailing Ivy, green
6376A Brilliant White
6376B Colonial White

Trailing Ivy, blue
6377A Brilliant White
6377B Colonial White

Floral Rope, blue & yellow
6379A Brilliant White
6379B Colonial White

152mm x 50mm (6" x 2")

Scallop Shells, blue & yellow
6380A Brilliant White
6380B Colonial White

Art Nouveau Lily, pink
6384A Brilliant White
6384B Colonial White

Trailing Periwinkle, blue
6386A Brilliant White
6386B Colonial White

Scallop Shells, green & buff
6381A Brilliant White
6381B Colonial White

Art Nouveau Lily, green
6385A Brilliant White
6385B Colonial White

Autumn Foliage
6391A Brilliant White
6391B Colonial White

Knot Garden, pink
6382A Brilliant White
6382B Colonial White

Trumpet Gentian, blue
6388A Brilliant White
6388B Colonial White

Seashells border tile
6785A Brilliant White

Knot Garden, blue & yellow
6383A Brilliant White
6383B Colonial White

Trumpet Gentian, pink
6389A Brilliant White
6389B Colonial White

The background glaze colour is either Colonial White or Brilliant White. See pages 32-38 for details of plain and moulded tiles.

152mm x 76mm (6" x 3")

Arch and Ivy, blue
6392A Brilliant White
6392B Colonial White

Arch and Ivy, pink
6393A Brilliant White
6393B Colonial White

Corded Poppies, red
6398A Brilliant White
6398B Colonial White

Tiles used in this setting:
6398B Corded Poppies Border, B9002 Half Field tile, B9221 Rectangle (both Colonial White), F9903 Skirting, F9905 Dentil, F9906 Egg & Dart, F9909 Omega (all Burgundy).

Tiles used in this setting: 6382B Pink Knot Garden Border, 6376B Green Trailing Ivy Border, F9909 Omega, F9905 Dentil (both Burgundy), B9000 Field tile, B9002 Half field tile (both Colonial White).

Arts and Crafts

William De Morgan

William De Morgan (1839-1917) was one of the foremost English tile designers of the late Victorian and Edwardian period. A lifelong friend of William Morris, the founder of the Arts and Crafts movement, he was precisely the kind of designer-craftsman that the movement admired.

Although trained as an artist, De Morgan also inherited a love of science from his father and became an expert on the chemistry of ceramic glazes. Through painstaking research he achieved distinctive, lustrous colours to complement his lively designs, many of which were inspired by Persian art, including the Peacock border featured here.

Tiles used in this setting:
6960A Peacock borders, G9900 Royal Blue Albert, G9000 Royal Blue Field tile.

6960A Peacock border 2-tile set.
Each tile measures 152 x 76mm (6" x 3").

The background glaze colour is Brilliant White. See pages 32-38 for details of plain and moulded tiles.

Tiles used in this setting: 6991B Shell frieze, B9902 Colonial White Rope, GJB9000 Field tile, GJB9903 Skirting (both Jade Breeze).
For flooring see Original Style Victorian Floor Tiles brochure.



Tiles used in this setting: 6991B Shell frieze, B9000 Field tile, B9900 Albert, B9906 Egg & Dart (all Colonial White), GJB9000 Jade Breeze Field tile.

W. B. Simpson

During its short history from 1873 to 1910 the firm of W. B. Simpson produced some of the most original and beautifully decorated tiles of the period. The Fish and Shell designs reproduced by Original Style make excellent decorative friezes to set against a background of plain and moulded tiles.

6991B Shell frieze 2-tile set. Each tile is 7mm thick and measures 152 x 76mm (6" x 3").

6990B Fish frieze 2-tile set. Each tile is 7mm thick and measures 152 x 152mm (6" x 6").

The background glaze colour is Colonial White. See pages 32-38 for details of plain and moulded tiles.

Tiles used in this setting: 6990B Fish frieze, GJT9909 Sepia Omega, GJB9907 Wave, GJB9903 Skirting (both Jade Breeze), B9909 Omega, B9000 Field tile (both Colonial White).

Please also refer to photograph on page 2.

Art Nouveau

Tiles used in this setting: 6054B Single tile, 6055B Quarter tile, B9000 Colonial White field tile.

Alphonse Mucha

Alphonse Mucha (1860-1939) rose from obscurity in Moravia to become one of the most celebrated Parisian artists and illustrators of his time. He was a leading exponent of the art nouveau style, popularising such motifs as flowers on slender, twining stems and romantic female figures with abundant flowing hair.

Original Style has reproduced six of his finest designs and pictures as decorated ceramic tiles and tile panels. These have been expanded into a fully co-ordinated tile collection with the addition of mirror images, single floral tiles and matching borders featuring motifs from the original pictures.

6050B Ivy
(Le Lierre) 1901

6054B Orchid
(Orchidee) 1902

6051B Ivy quarter tile,
152 x 38mm (6" x 1½")

6055B Orchid quarter tile,
152 x 38mm (6" x 1½")

The background glaze colour is Colonial White. See pages 32-38 for details of plain and moulded tiles.

Tiles used in this setting: 6041B 3-tile set, 6043B Floral, 6059B Corner, 6060B Border, B9000 Field tile, B9002 Half field tile (both Colonial White), GJB9000 Field tile, GJB9901 Victoria, GJB9002 Half field tile (all Jade Breeze).

Tiles used in this setting: 6041B/2B 3-tile sets, 6059B Corner, 6060B Border, B9000 Colonial White Field tile.
(Although a painted wooden skirting board and dado rail are shown here, the B9900 and B9903 moulded tiles would be equally suitable).

Alphonse Mucha
Nocturnal Slumber

6059B Corner tile

6060B Border tile

6043B Single floral tile

6046B Quarter tile,
152 x 38mm (6" x 1½")

6041B 3-tile set

6042B 3-tile set

Tiles used in this setting: 6038B/9B 3-tile sets, 6046B Quarter tile, GJT9000 Field tile, GJT9900 Albert, GJT9909 Omega, (all Sepia), B9000 Colonial White Field tile, A9900 Albert, A9909 Omega (Both brilliant White). For flooring see Original Style Victorian Floor Tiles brochure.

The background glaze colour is Colonial White. See pages 32-38 for details of plain and moulded tiles.

Alphonse Mucha

Evening Reverie

(Reverie du soir) 1899

6038B 3-tile set

6039B 3-tile set

6040B Single floral tile

6046B Quarter tile,
152 x 38mm (6" x 1½")

6058B Border tile

6057B Corner tile

Alphonse Mucha

Spring

6049B Single floral tile

6062B Border tile

6061B Corner tile

6066B Corner tile

6047B 3-tile set

6048B 3-tile set

Tiles used in this setting: 6047B Spring 3-tile set, 6062B Spring Border tile, 6061B & 6066B Spring Corner tiles, B9000 Colonial White Field tile, F9000 Field tile, F9901 Victoria, F9900 Albert (all Burgundy).

The background glaze colour is Colonial White. See pages 32-38 for details of plain and moulded tiles.

Relief Tiles

Tiles used in this setting: 6083B 5-tile set, E9000 Field tile, E9900 Albert, E9929 Plain Cornice, E9905 Dentil, E9906 Egg & Dart, (all Victorian Green), B9000 Colonial White Field tile.

The background glaze colour is Colonial White. See pages 32-38 for details of plain and moulded tiles.

Raised-line Tiles

Raised-line decoration was a technique developed in the late 19th Century and was used extensively during the Arts and Crafts and Art Nouveau periods. The outline of the pattern was embossed on to the tile body and different coloured glazes were applied to the "walled" sections created.

The Original Style Rose and Bud tile set is a faithful reproduction of this style using specially developed modern production techniques.

6083B Rose and Bud raised line 5-tile set

6996B Henrietta 3-tile set, B9000 Colonial White Field Tile.

Relief Moulded Tiles

With delightful Art Nouveau styling, this highly detailed, 3-tile set is produced by a raised pattern technique called Relief Moulding. Each tile is 'slip cast' in elegantly sculptured moulds and then dry fired before being individually hand painted by one of our skilled artists. After glazing and a further firing in a high temperature kiln, the result is a unique piece that will provide pleasure for years to come.

6995B Angelina

6996B Henrietta

The background glaze colour is Colonial White. See pages 32-38 for details of plain and moulded tiles.

Tube Lined Single Tiles

This highly skilled method of decoration evolved towards the latter part of the 19th Century and was used to embelish ornaments, such as bowls and vases, as well as ceramic tiles. It requires the outline for each design to be piped by hand onto the tile. Different coloured translucent glazes are then applied – again by hand – to separate areas of the design to create exquisite works of art.

Tiles used in this setting: 5973B Belle Epoque, B9000 Colonial White Field tile, F9928 Hogarth, F9927 Astragal, F9903 Skirting (all Burgundy), GPV9000 Pavillion Green Field tiles.

For flooring see Original Style Victorian Floor Tiles Brochure.

Tiles used in this setting: 5974B Madonna Border, GSY9900 Albert, GSY9909 Omega (both Summer Yellow), B9000 Colonial White Field tile.

The background glaze colour is Colonial White. See pages 32-38 for details of plain and moulded tiles.

Tiles used in this setting: 5970B Liberty, 5972B Montmartre, 5974B Madonna Border, GSY9921 Sigma, GSY9903 Skirting, GSY9909 Omega, GSY9900 Albert (all Summer Yellow), B9000 Colonial White Field tile.

5970B Liberty

5971B Moulin Rouge

5972B Montmartre

5973B Belle Epoque

5976B Lilium border
152 x 76mm (6" x 3")

5975B Lotus Flower border
152 x 76mm (6" x 3")

5974B Madonna border
152 x 76mm (6" x 3")

5977B Belle Epoque border
152 x 76mm (6" x 3")

Mackintosh Style

By the end of the 19th Century the Glasgow School of Art was one of the leading academies in Europe and its reputation for new ideas in decorative arts and design reached a zenith.

At the very heart of this success was the talented artist and architect Charles Rennie Mackintosh. Original Style's Glasgow Rose 3-tile sets are a tribute to the enduring interest in Mackintosh and evoke the very essence of his distinctive style.

Tiles used in this setting: 6992B Glasgow Rose RH 3-tile set, 6993B Glasgow Rose RH 3-tile set, 6994B Glasgow Border, N9921 Sigma, N9903 Skirting (both Jet Black), GPG9002 Palm Green Half Field Tiles, B9000 Colonial White Field Tiles with Black 2" Squares from the Victorian Floor Tiles Brochure.

For flooring see Original Style Victorian Floor Tiles Brochure.

Tiles used in this setting: 6994B Glasgow Border, N9921 Sigma border, GPG9002 Palm Green Half Field Tiles, B9000 Colonial White Field Tiles.

6992B Glasgow Rose RH 3-tile set

6993B Glasgow Rose LH 3-tile set

6994B Glasgow Border 152 x 25mm (6" x 1")

The background glaze colour is Colonial White. See pages 32-38 for details of plain and moulded tiles.

Art Deco

Possibly the last Century's most outstanding design movement, and certainly one of its most memorable, the enduringly popular Art Deco style evokes all the bold, daring modernism of the Twenties. Clean lines and precise symmetry combine in visually arresting shapes and forms which both challenge and inspire.

And with real platinum and gold used on every 6" tile, you can be sure they make the ultimate decor statement.

Tiles used in this setting: 6480 White Fan tiles, 6490 Manhattan Border tiles, N9901 Victoria, N9921 Sigma, N9903 Skirting (all Jet black), GLS9221 London Stone Rectangle, A9000 Field tiles, A9002 Half Field tiles (both Brilliant White). For flooring see Original Style Victorian Floor Tiles Brochure and Earthworks brochure.

The background glaze colour is Brilliant White. See pages 32-38 for details of plain and moulded tiles.

Under studio lighting the platinum and gold used on Art Deco tiles may appear as black. Before making your choice it is always advisable to ask your Original Style supplier to show you samples.

152mm x 152mm (6" x 6")

6480 Fan tile

152mm x 50mm (6" x 2")

6490 Manhattan Border

Tiles used in this setting: 6490 Manhattan Border, A9002 Half field tile, A9000 Field tile (both Brilliant White), GAQ9002 Half field tile, GAQ9909 Omega, GAQ9903 Skirting (all Aqua Source).

For flooring please see Victorian Floor Tiles Brochure.

Colours and Trims

Brilliant White

A9929 Plain Cornice
152mm x 75mm (6" x 3")

A9900 Albert
152mm x 40mm (6" x 1 1/2")

A9928 Hogarth
152mm x 38mm (6" x 1 1/2")

A9901 Victoria
152mm x 75mm (6" x 3")

A9905 Dentil
152mm x 50mm (6" x 2")

A9906 Egg & Dart
152mm x 65mm (6" x 2 1/2")

A9902 Rope
152mm x 40mm (6" x 1 1/2")

A9907 Wave
152mm x 60mm (6" x 2 3/8")

A9911 External Corner Trim
152mm x 30mm (6" x 1 1/4")

A9908 Adelaide
152mm x 75mm (6" x 3")

A9910 Internal Corner Trim
152mm x 30mm (6" x 1 1/4")

A9221 Rectangle
152mm x 25mm (6" x 1")

A9924 Ribbon & Reed
152mm x 28mm (6" x 1 1/8")

A9002 Half Field Tile
152mm x 75mm (6" x 3")

A9921 Sigma
152mm x 26mm (6" x 1")

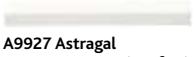

A9927 Astragal
152mm x 21mm (6" x 3/4")

A9000 Field Tile
152mm x 152mm (6" x 6")

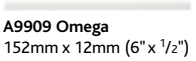

A9909 Omega
152mm x 12mm (6" x 1/2")

A9925 Gothic Arch
152mm x 28mm (6" x 1 1/8")

A9926 Warwick
152mm x 25mm (6" x 1")

A9903 Skirting
152mm x 152mm (6" x 6")

A9923 Scroll
152mm x 29mm (6" x 1 1/8")

Albert External Corner
A9900L or A9900R

Victoria External Corner
A9901L or A9901R

Skirting External Corner
A9903L or A9903R

Colonial White

B9929 Plain Cornice
152mm x 75mm (6" x 3")

B9900 Albert
152mm x 40mm (6" x 1 1/2")

B9928 Hogarth
152mm x 38mm (6" x 1 1/2")

B9901 Victoria
152mm x 75mm (6" x 3")

B9905 Dentil
152mm x 50mm (6" x 2")

B9906 Egg & Dart
152mm x 65mm (6" x 2 1/2")

B9902 Rope
152mm x 40mm (6" x 1 1/2")

B9907 Wave
152mm x 60mm (6" x 2 3/8")

B9911 External Corner Trim
152mm x 30mm (6" x 1 1/4")

B9908 Adelaide
152mm x 75mm (6" x 3")

B9910 Internal Corner Trim
152mm x 30mm (6" x 1 1/4")

B9221 Rectangle
152mm x 25mm (6" x 1")

B9924 Ribbon & Reed
152mm x 28mm (6" x 1 1/8")

B9002 Half Field Tile
152mm x 75mm (6" x 3")

B9921 Sigma
152mm x 26mm (6" x 1")

B9927 Astragal
152mm x 21mm (6" x 3/4")

B9000 Field Tile
152mm x 152mm (6" x 6")

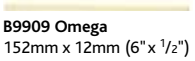

B9909 Omega
152mm x 12mm (6" x 1/2")

B9925 Gothic Arch
152mm x 28mm (6" x 1 1/8")

B9926 Warwick
152mm x 25mm (6" x 1")

B9903 Skirting
152mm x 152mm (6" x 6")

B9923 Scroll
152mm x 29mm (6" x 1 1/8")

Albert External Corner
B9900L or B9900R

Victoria External Corner
B9901L or B9901R

Skirting External Corner
B9903L or B9903R

Imperial Ivory

C9929 Plain Cornice
152mm x 75mm (6" x 3")

C9900 Albert
152mm x 40mm (6" x 1 1/2")

C9928 Hogarth
152mm x 38mm (6" x 1 1/2")

C9901 Victoria
152mm x 75mm (6" x 3")

C9905 Dentil
152mm x 50mm (6" x 2")

C9906 Egg & Dart
152mm x 65mm (6" x 2 1/2")

C9902 Rope
152mm x 40mm (6" x 1 1/2")

C9907 Wave
152mm x 60mm (6" x 2 3/8")

C9911 External Corner Trim
152mm x 30mm (6" x 1 1/4")

C9908 Adelaide
152mm x 75mm (6" x 3")

C9910 Internal Corner Trim
152mm x 30mm (6" x 1 1/4")

C9221 Rectangle
152mm x 25mm (6" x 1")

C9924 Ribbon & Reed
152mm x 28mm (6" x 1 1/8")

C9002 Half Field Tile
152mm x 75mm (6" x 3")

C9921 Sigma
152mm x 26mm (6" x 1")

C9927 Astragal
152mm x 21mm (6" x 3/4")

C9000 Field Tile
152mm x 152mm (6" x 6")

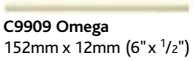

C9909 Omega
152mm x 12mm (6" x 1/2")

C9925 Gothic Arch
152mm x 28mm (6" x 1 1/8")

C9926 Warwick
152mm x 25mm (6" x 1")

C9903 Skirting
152mm x 152mm (6" x 6")

C9923 Scroll
152mm x 29mm (6" x 1 1/8")

External Corners
Available in left (L) and right (R) for a professional finish with the mouldings shown on the left (in Brilliant White and Colonial White only).

Colours and Trims

Regency Cream

S9929 Plain Cornice
152mm x 75mm (6" x 3")

S9928 Hogarth
152mm x 38mm (6" x 1 1/2")

S9905 Dentil
152mm x 50mm (6" x 2")

S9902 Rope
152mm x 40mm (6" x 1 1/2")

S9911
External Corner Trim
152mm x 30mm (6" x 1 1/4")

S9910
Internal Corner Trim
152mm x 30mm (6" x 1 1/4")

S9924 Ribbon & Reed
152mm x 28mm (6" x 1 1/8")

S9921 Sigma
152mm x 26mm (6" x 1")

S9927 Astragal
152mm x 21mm (6" x 3/4")

S9909 Omega
152mm x 12mm (6" x 1/2")

S9925 Gothic Arch
152mm x 28mm (6" x 1 1/8")

S9926 Warwick
152mm x 25mm (6" x 1")

S9923 Scroll
152mm x 29mm (6" x 1 1/8")

S9900 Albert
152mm x 40mm (6" x 1 1/2")

S9901 Victoria
152mm x 75mm (6" x 3")

S9906 Egg & Dart
152mm x 65mm (6" x 2 1/2")

S9907 Wave
152mm x 60mm (6" x 2 3/8")

S9908 Adelaide
152mm x 75mm (6" x 3")

S9221 Rectangle
152mm x 25mm (6" x 1")

S9002 Half Field Tile
152mm x 75mm (6" x 3")

S9000 Field Tile
152mm x 152mm (6" x 6")

S9903 Skirting
152mm x 152mm (6" x 6")

Summer Yellow

GSY9929 Plain Cornice
152mm x 75mm (6" x 3")

GSY9928 Hogarth
152mm x 38mm (6" x 1 1/2")

GSY9905 Dentil
152mm x 50mm (6" x 2")

GSY9902 Rope
152mm x 40mm (6" x 1 1/2")

GSY9911
External Corner Trim
152mm x 30mm (6" x 1 1/4")

GSY9910
Internal Corner Trim
152mm x 30mm (6" x 1 1/4")

GSY9924 Ribbon & Reed
152mm x 28mm (6" x 1 1/8")

GSY9921 Sigma
152mm x 26mm (6" x 1")

GSY9927 Astragal
152mm x 21mm (6" x 3/4")

GSY9909 Omega
152mm x 12mm (6" x 1/2")

GSY9925 Gothic Arch
152mm x 28mm (6" x 1 1/8")

GSY9926 Warwick
152mm x 25mm (6" x 1")

GSY9923 Scroll
152mm x 29mm (6" x 1 1/8")

GSY9900 Albert
152mm x 40mm (6" x 1 1/2")

GSY9901 Victoria
152mm x 75mm (6" x 3")

GSY9906 Egg & Dart
152mm x 65mm (6" x 2 1/2")

GSY9907 Wave
152mm x 60mm (6" x 2 3/8")

GSY9908 Adelaide
152mm x 75mm (6" x 3")

GSY9221 Rectangle
152mm x 25mm (6" x 1")

GSY9002 Half Field Tile
152mm x 75mm (6" x 3")

GSY9000 Field Tile
152mm x 152mm (6" x 6")

GSY9903 Skirting
152mm x 152mm (6" x 6")

Ecru

GIC9929 Plain Cornice
152mm x 75mm (6" x 3")

GIC9928 Hogarth
152mm x 38mm (6" x 1 1/2")

GIC9905 Dentil
152mm x 50mm (6" x 2")

GIC9902 Rope
152mm x 40mm (6" x 1 1/2")

GIC9911
External Corner Trim
152mm x 30mm (6" x 1 1/4")

GIC9910
Internal Corner Trim
152mm x 30mm (6" x 1 1/4")

GIC9924 Ribbon & Reed
152mm x 28mm (6" x 1 1/8")

GIC9921 Sigma
152mm x 26mm (6" x 1")

GIC9927 Astragal
152mm x 21mm (6" x 3/4")

GIC9909 Omega
152mm x 12mm (6" x 1/2")

GIC9925 Gothic Arch
152mm x 28mm (6" x 1 1/8")

GIC9926 Warwick
152mm x 25mm (6" x 1")

GIC9923 Scroll
152mm x 29mm (6" x 1 1/8")

GIC9900 Albert
152mm x 40mm (6" x 1 1/2")

GIC9901 Victoria
152mm x 75mm (6" x 3")

GIC9906 Egg & Dart
152mm x 65mm (6" x 2 1/2")

GIC9907 Wave
152mm x 60mm (6" x 2 3/8")

GIC9908 Adelaide
152mm x 75mm (6" x 3")

GIC9221 Rectangle
152mm x 25mm (6" x 1")

GIC9002 Half Field Tile
152mm x 75mm (6" x 3")

GIC9000 Field Tile
152mm x 152mm (6" x 6")

GIC9903 Skirting
152mm x 152mm (6" x 6")

IMPORTANT INFORMATION

NOT SUITABLE FOR USE ON WOOD AND AREAS SUBJECT TO WALL MOVEMENT. CARE MUST BE TAKEN WHEN GROUTING TO ENSURE MOISTURE CANNOT GET INTO THE BACK OF THE MOULDING AS THIS MAY CAUSE IT TO CRACK.

Colours and Trims

Sepia

GJT9929 Plain Cornice
152mm x 75mm (6" x 3")

GJT9900 Albert
152mm x 40mm (6" x 1 1/2")

GJT9928 Hogarth
152mm x 38mm (6" x 1 1/2")

GJT9901 Victoria
152mm x 75mm (6" x 3")

GJT9905 Dentil
152mm x 50mm (6" x 2")

GJT9906 Egg & Dart
152mm x 65mm (6" x 2 1/2")

GJT9902 Rope
152mm x 40mm (6" x 1 1/2")

GJT9907 Wave
152mm x 60mm (6" x 2 3/8")

GJT9911
External Corner Trim
152mm x 30mm (6" x 1 1/4")

GJT9908 Adelaide
152mm x 75mm (6" x 3")

GJT9910
Internal Corner Trim
152mm x 30mm (6" x 1 1/4")

GJT9221 Rectangle
152mm x 25mm (6" x 1")

GJT9924 Ribbon & Reed
152mm x 28mm (6" x 1 1/8")

GJT9002 Half Field Tile
152mm x 75mm (6" x 3")

GJT9921 Sigma
152mm x 26mm (6" x 1")

GJT9927 Astragal
152mm x 21mm (6" x 3/4")

GJT9000 Field Tile
152mm x 152mm (6" x 6")

GJT9909 Omega
152mm x 12mm (6" x 1/2")

GJT9925 Gothic Arch
152mm x 28mm (6" x 1 1/8")

GJT9926 Warwick
152mm x 25mm (6" x 1")

GJT9903 Skirting
152mm x 152mm (6" x 6")

GJT9923 Scroll
152mm x 29mm (6" x 1 1/8")

Palm Green

GPG9929 Plain Cornice
152mm x 75mm (6" x 3")

GPG9900 Albert
152mm x 40mm (6" x 1 1/2")

GPG9928 Hogarth
152mm x 38mm (6" x 1 1/2")

GPG9901 Victoria
152mm x 75mm (6" x 3")

GPG9905 Dentil
152mm x 50mm (6" x 2")

GPG9906 Egg & Dart
152mm x 65mm (6" x 2 1/2")

GPG9902 Rope
152mm x 40mm (6" x 1 1/2")

GPG9907 Wave
152mm x 60mm (6" x 2 3/8")

GPG9911
External Corner Trim
152mm x 30mm (6" x 1 1/4")

GPG9908 Adelaide
152mm x 75mm (6" x 3")

GPG9910
Internal Corner Trim
152mm x 30mm (6" x 1 1/4")

GPG9221 Rectangle
152mm x 25mm (6" x 1")

GPG9924 Ribbon & Reed
152mm x 28mm (6" x 1 1/8")

GPG9002 Half Field Tile
152mm x 75mm (6" x 3")

GPG9921 Sigma
152mm x 26mm (6" x 1")

GPG9927 Astragal
152mm x 21mm (6" x 3/4")

GPG9000 Field Tile
152mm x 152mm (6" x 6")

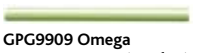

GPG9909 Omega
152mm x 12mm (6" x 1/2")

GPG9925 Gothic Arch
152mm x 28mm (6" x 1 1/8")

GPG9926 Warwick
152mm x 25mm (6" x 1")

GPG9903 Skirting
152mm x 152mm (6" x 6")

GPG9923 Scroll
152mm x 29mm (6" x 1 1/8")

Jade Breeze

GJB9929 Plain Cornice
152mm x 75mm (6" x 3")

GJB9900 Albert
152mm x 40mm (6" x 1 1/2")

GJB9928 Hogarth
152mm x 38mm (6" x 1 1/2")

GJB9901 Victoria
152mm x 75mm (6" x 3")

GJB9905 Dentil
152mm x 50mm (6" x 2")

GJB9906 Egg & Dart
152mm x 65mm (6" x 2 1/2")

GJB9902 Rope
152mm x 40mm (6" x 1 1/2")

GJB9907 Wave
152mm x 60mm (6" x 2 3/8")

GJB9911
External Corner Trim
152mm x 30mm (6" x 1 1/4")

GJB9908 Adelaide
152mm x 75mm (6" x 3")

GJB9910
Internal Corner Trim
152mm x 30mm (6" x 1 1/4")

GJB9221 Rectangle
152mm x 25mm (6" x 1")

GJB9924 Ribbon & Reed
152mm x 28mm (6" x 1 1/8")

GJB9002 Half Field Tile
152mm x 75mm (6" x 3")

GJB9921 Sigma
152mm x 26mm (6" x 1")

GJB9927 Astragal
152mm x 21mm (6" x 3/4")

GJB9000 Field Tile
152mm x 152mm (6" x 6")

GJB9909 Omega
152mm x 12mm (6" x 1/2")

GJB9925 Gothic Arch
152mm x 28mm (6" x 1 1/8")

GJB9926 Warwick
152mm x 25mm (6" x 1")

GJB9903 Skirting
152mm x 152mm (6" x 6")

GJB9923 Scroll
152mm x 29mm (6" x 1 1/8")

IMPORTANT INFORMATION

NOT SUITABLE FOR USE ON WOOD AND AREAS SUBJECT TO WALL MOVEMENT. CARE MUST BE TAKEN WHEN GROUTING TO ENSURE MOISTURE CANNOT GET INTO THE BACK OF THE MOULDING AS THIS MAY CAUSE IT TO CRACK.

Colours and Trims

Vicarage Green

GVG9929 Plain Cornice
152mm x 75mm (6" x 3")

GVG9928 Hogarth
152mm x 38mm (6" x 1 1/2")

GVG9905 Dentil
152mm x 50mm (6" x 2")

GVG9902 Rope
152mm x 40mm (6" x 1 1/2")

GVG9911
External Corner Trim
152mm x 30mm (6" x 1 1/4")

GVG9910
Internal Corner Trim
152mm x 30mm (6" x 1 1/4")

GVG9924 Ribbon & Reed
152mm x 28mm (6" x 1 1/8")

GVG9921 Sigma
152mm x 26mm (6" x 1")

GVG9927 Astragal
152mm x 21mm (6" x 3/4")

GVG9909 Omega
152mm x 12mm (6" x 1/2")

GVG9925 Gothic Arch
152mm x 28mm (6" x 1 1/8")

GVG9926 Warwick
152mm x 25mm (6" x 1")

GVG9923 Scroll
152mm x 29mm (6" x 1 1/8")

GVG9900 Albert
152mm x 40mm (6" x 1 1/2")

GVG9901 Victoria
152mm x 75mm (6" x 3")

GVG9906 Egg & Dart
152mm x 65mm (6" x 2 1/2")

GVG9907 Wave
152mm x 60mm (6" x 2 3/8")

GVG9908 Adelaide
152mm x 75mm (6" x 3")

GVG9221 Rectangle
152mm x 25mm (6" x 1")

GVG9002 Half Field Tile
152mm x 75mm (6" x 3")

GVG9000 Field Tile
152mm x 152mm (6" x 6")

GVG9903 Skirting
152mm x 152mm (6" x 6")

Pavillion Green

GPV9929 Plain Cornice
152mm x 75mm (6" x 3")

GPV9928 Hogarth
152mm x 38mm (6" x 1 1/2")

GPV9905 Dentil
152mm x 50mm (6" x 2")

GPV9902 Rope
152mm x 40mm (6" x 1 1/2")

GPV9911
External Corner Trim
152mm x 30mm (6" x 1 1/4")

GPV9910
Internal Corner Trim
152mm x 30mm (6" x 1 1/4")

GPV9924 Ribbon & Reed
152mm x 28mm (6" x 1 1/8")

GPV9921 Sigma
152mm x 26mm (6" x 1")

GPV9927 Astragal
152mm x 21mm (6" x 3/4")

GPV9909 Omega
152mm x 12mm (6" x 1/2")

GPV9925 Gothic Arch
152mm x 28mm (6" x 1 1/8")

GPV9926 Warwick
152mm x 25mm (6" x 1")

GPV9923 Scroll
152mm x 29mm (6" x 1 1/8")

GPV9900 Albert
152mm x 40mm (6" x 1 1/2")

GPV9901 Victoria
152mm x 75mm (6" x 3")

GPV9906 Egg & Dart
152mm x 65mm (6" x 2 1/2")

GPV9907 Wave
152mm x 60mm (6" x 2 3/8")

GPV9908 Adelaide
152mm x 75mm (6" x 3")

GPV9221 Rectangle
152mm x 25mm (6" x 1")

GPV9002 Half Field Tile
152mm x 75mm (6" x 3")

GPV9000 Field Tile
152mm x 152mm (6" x 6")

GPV9903 Skirting
152mm x 152mm (6" x 6")

Victorian Green

E9929 Plain Cornice
152mm x 75mm (6" x 3")

E9928 Hogarth
152mm x 38mm (6" x 1 1/2")

E9905 Dentil
152mm x 50mm (6" x 2")

E9902 Rope
152mm x 40mm (6" x 1 1/2")

E9911
External Corner Trim
152mm x 30mm (6" x 1 1/4")

E9910
Internal Corner Trim
152mm x 30mm (6" x 1 1/4")

E9924 Ribbon & Reed
152mm x 28mm (6" x 1 1/8")

E9921 Sigma
152mm x 26mm (6" x 1")

E9927 Astragal
152mm x 21mm (6" x 3/4")

E9909 Omega
152mm x 12mm (6" x 1/2")

E9925 Gothic Arch
152mm x 28mm (6" x 1 1/8")

E9926 Warwick
152mm x 25mm (6" x 1")

E9923 Scroll
152mm x 29mm (6" x 1 1/8")

E9900 Albert
152mm x 40mm (6" x 1 1/2")

E9901 Victoria
152mm x 75mm (6" x 3")

E9906 Egg & Dart
152mm x 65mm (6" x 2 1/2")

E9907 Wave
152mm x 60mm (6" x 2 3/8")

E9908 Adelaide
152mm x 75mm (6" x 3")

E9221 Rectangle
152mm x 25mm (6" x 1")

E9002 Half Field Tile
152mm x 75mm (6" x 3")

E9000 Field Tile
152mm x 152mm (6" x 6")

E9903 Skirting
152mm x 152mm (6" x 6")

IMPORTANT INFORMATION

NOT SUITABLE FOR USE ON WOOD AND AREAS SUBJECT TO WALL MOVEMENT. CARE MUST BE TAKEN WHEN GROUTING TO ENSURE MOISTURE CANNOT GET INTO THE BACK OF THE MOULDING AS THIS MAY CAUSE IT TO CRACK.

VICTORIAN GREEN TILES - SPECIAL WARNING
Victorian Green tiles have a copper-based glaze which is prone to discolouration by very mild acids often found in the home. To avoid such discolouration they should be cleaned only with pure water and should always be wiped dry immediately after cleaning. These tiles should never be used in wet areas such as showers, bath surrounds or basin splashbacks.

Colours and Trims

Aqua Source

GAQ9929 Plain Cornice
152mm x 75mm (6" x 3")

GAQ9900 Albert
152mm x 40mm (6" x 1 1/2")

GAQ9928 Hogarth
152mm x 38mm (6" x 1 1/2")

GAQ9901 Victoria
152mm x 75mm (6" x 3")

GAQ9905 Dentil
152mm x 50mm (6" x 2")

GAQ9906 Egg & Dart
152mm x 65mm (6" x 2 1/2")

GAQ9902 Rope
152mm x 40mm (6" x 1 1/2")

GAQ9907 Wave
152mm x 60mm (6" x 2 3/8")

GAQ9911
External Corner Trim
152mm x 30mm (6" x 1 1/4")

GAQ9908 Adelaide
152mm x 75mm (6" x 3")

GAQ9910
Internal Corner Trim
152mm x 30mm (6" x 1 1/4")

GAQ9221 Rectangle
152mm x 25mm (6" x 1")

GAQ9924 Ribbon & Reed
152mm x 28mm (6" x 1 1/8")

GAQ9002 Half Field Tile
152mm x 75mm (6" x 3")

GAQ9921 Sigma
152mm x 26mm (6" x 1")

GAQ9927 Astragal
152mm x 21mm (6" x 3/4")

GAQ9000 Field Tile
152mm x 152mm (6" x 6")

GAQ9909 Omega
152mm x 12mm (6" x 1/2")

GAQ9925 Gothic Arch
152mm x 28mm (6" x 1 1/8")

GAQ9926 Warwick
152mm x 25mm (6" x 1")

GAQ9923 Scroll
152mm x 29mm (6" x 1 1/8")

GAQ9903 Skirting
152mm x 152mm (6" x 6")

Baroque Blue

GBB9929 Plain Cornice
152mm x 75mm (6" x 3")

GBB9900 Albert
152mm x 40mm (6" x 1 1/2")

GBB9928 Hogarth
152mm x 38mm (6" x 1 1/2")

GBB9901 Victoria
152mm x 75mm (6" x 3")

GBB9905 Dentil
152mm x 50mm (6" x 2")

GBB9906 Egg & Dart
152mm x 65mm (6" x 2 1/2")

GBB9902 Rope
152mm x 40mm (6" x 1 1/2")

GBB9907 Wave
152mm x 60mm (6" x 2 3/8")

GBB9911
External Corner Trim
152mm x 30mm (6" x 1 1/4")

GBB9908 Adelaide
152mm x 75mm (6" x 3")

GBB9910
Internal Corner Trim
152mm x 30mm (6" x 1 1/4")

GBB9221 Rectangle
152mm x 25mm (6" x 1")

GBB9924 Ribbon & Reed
152mm x 28mm (6" x 1 1/8")

GBB9002 Half Field Tile
152mm x 75mm (6" x 3")

GBB9921 Sigma
152mm x 26mm (6" x 1")

GBB9927 Astragal
152mm x 21mm (6" x 3/4")

GBB9000 Field Tile
152mm x 152mm (6" x 6")

GBB9909 Omega
152mm x 12mm (6" x 1/2")

GBB9925 Gothic Arch
152mm x 28mm (6" x 1 1/8")

GBB9926 Warwick
152mm x 25mm (6" x 1")

GBB9923 Scroll
152mm x 29mm (6" x 1 1/8")

GBB9903 Skirting
152mm x 152mm (6" x 6")

Windsor Blue

GWB9929 Plain Cornice
152mm x 75mm (6" x 3")

GWB9900 Albert
152mm x 40mm (6" x 1 1/2")

GWB9928 Hogarth
152mm x 38mm (6" x 1 1/2")

GWB9901 Victoria
152mm x 75mm (6" x 3")

GWB9905 Dentil
152mm x 50mm (6" x 2")

GWB9906 Egg & Dart
152mm x 65mm (6" x 2 1/2")

GWB9902 Rope
152mm x 40mm (6" x 1 1/2")

GWB9907 Wave
152mm x 60mm (6" x 2 3/8")

GWB9911
External Corner Trim
152mm x 30mm (6" x 1 1/4")

GWB9908 Adelaide
152mm x 75mm (6" x 3")

GWB9910
Internal Corner Trim
152mm x 30mm (6" x 1 1/4")

GWB9221 Rectangle
152mm x 25mm (6" x 1")

GWB9924 Ribbon & Reed
152mm x 28mm (6" x 1 1/8")

GWB9002 Half Field Tile
152mm x 75mm (6" x 3")

GWB9921 Sigma
152mm x 26mm (6" x 1")

GWB9927 Astragal
152mm x 21mm (6" x 3/4")

GWB9000 Field Tile
152mm x 152mm (6" x 6")

GWB9909 Omega
152mm x 12mm (6" x 1/2")

GWB9925 Gothic Arch
152mm x 28mm (6" x 1 1/8")

GWB9926 Warwick
152mm x 25mm (6" x 1")

GWB9923 Scroll
152mm x 29mm (6" x 1 1/8")

GWB9903 Skirting
152mm x 152mm (6" x 6")

IMPORTANT INFORMATION

NOT SUITABLE FOR USE ON WOOD AND AREAS SUBJECT TO WALL MOVEMENT. CARE MUST BE TAKEN WHEN GROUTING TO ENSURE MOISTURE CANNOT GET INTO THE BACK OF THE MOULDING AS THIS MAY CAUSE IT TO CRACK.

Colours and Trims

Lilac Mist

GLM9929 Plain Cornice
152mm x 75mm (6" x 3")

GLM9928 Hogarth
152mm x 38mm (6" x 1 1/2")

GLM9905 Dentil
152mm x 50mm (6" x 2")

GLM9902 Rope
152mm x 40mm (6" x 1 1/2")

GLM9911
External Corner Trim
152mm x 30mm (6" x 1 1/4")

GLM9910
Internal Corner Trim
152mm x 30mm (6" x 1 1/4")

GLM9924 Ribbon & Reed
152mm x 28mm (6" x 1 1/8")

GLM9921 Sigma
152mm x 26mm (6" x 1")

GLM9927 Astragal
152mm x 21mm (6" x 3/4")

GLM9909 Omega
152mm x 12mm (6" x 1/2")

GLM9925 Gothic Arch
152mm x 28mm (6" x 1 1/8")

GLM9926 Warwick
152mm x 25mm (6" x 1")

GLM9923 Scroll
152mm x 29mm (6" x 1 1/8")

GLM9900 Albert
152mm x 40mm (6" x 1 1/2")

GLM9901 Victoria
152mm x 75mm (6" x 3")

GLM9906 Egg & Dart
152mm x 65mm (6" x 2 1/2")

GLM9907 Wave
152mm x 60mm (6" x 2 3/8")

GLM9908 Adelaide
152mm x 75mm (6" x 3")

GLM9221 Rectangle
152mm x 25mm (6" x 1")

GLM9002 Half Field Tile
152mm x 75mm (6" x 3")

GLM9000 Field Tile
152mm x 152mm (6" x 6")

GLM9903 Skirting
152mm x 152mm (6" x 6")

Royal Blue

G9929 Plain Cornice
152mm x 75mm (6" x 3")

G9928 Hogarth
152mm x 38mm (6" x 1 1/2")

G9905 Dentil
152mm x 50mm (6" x 2")

G9902 Rope
152mm x 40mm (6" x 1 1/2")

G9911
External Corner Trim
152mm x 30mm (6" x 1 1/4")

G9910
Internal Corner Trim
152mm x 30mm (6" x 1 1/4")

G9924 Ribbon & Reed
152mm x 28mm (6" x 1 1/8")

G9921 Sigma
152mm x 26mm (6" x 1")

G9927 Astragal
152mm x 21mm (6" x 3/4")

G9909 Omega
152mm x 12mm (6" x 1/2")

G9925 Gothic Arch
152mm x 28mm (6" x 1 1/8")

G9926 Warwick
152mm x 25mm (6" x 1")

G9923 Scroll
152mm x 29mm (6" x 1 1/8")

G9900 Albert
152mm x 40mm (6" x 1 1/2")

G9901 Victoria
152mm x 75mm (6" x 3")

G9906 Egg & Dart
152mm x 65mm (6" x 2 1/2")

G9907 Wave
152mm x 60mm (6" x 2 3/8")

G9908 Adelaide
152mm x 75mm (6" x 3")

G9221 Rectangle
152mm x 25mm (6" x 1")

G9002 Half Field Tile
152mm x 75mm (6" x 3")

G9000 Field Tile
152mm x 152mm (6" x 6")

G9903 Skirting
152mm x 152mm (6" x 6")

London Stone

GLS9929 Plain Cornice
152mm x 75mm (6" x 3")

GLS9928 Hogarth
152mm x 38mm (6" x 1 1/2")

GLS9905 Dentil
152mm x 50mm (6" x 2")

GLS9902 Rope
152mm x 40mm (6" x 1 1/2")

GLS9911
External Corner Trim
152mm x 30mm (6" x 1 1/4")

GLS9910
Internal Corner Trim
152mm x 30mm (6" x 1 1/4")

GLS9924 Ribbon & Reed
152mm x 28mm (6" x 1 1/8")

GLS9921 Sigma
152mm x 26mm (6" x 1")

GLS9927 Astragal
152mm x 21mm (6" x 3/4")

GLS9909 Omega
152mm x 12mm (6" x 1/2")

GLS9925 Gothic Arch
152mm x 28mm (6" x 1 1/8")

GLS9926 Warwick
152mm x 25mm (6" x 1")

GLS9923 Scroll
152mm x 29mm (6" x 1 1/8")

GLS9900 Albert
152mm x 40mm (6" x 1 1/2")

GLS9901 Victoria
152mm x 75mm (6" x 3")

GLS9906 Egg & Dart
152mm x 65mm (6" x 2 1/2")

GLS9907 Wave
152mm x 60mm (6" x 2 3/8")

GLS9908 Adelaide
152mm x 75mm (6" x 3")

GLS9221 Rectangle
152mm x 25mm (6" x 1")

GLS9002 Half Field Tile
152mm x 75mm (6" x 3")

GLS9000 Field Tile
152mm x 152mm (6" x 6")

GLS9903 Skirting
152mm x 152mm (6" x 6")

IMPORTANT INFORMATION

NOT SUITABLE FOR USE ON WOOD AND AREAS SUBJECT TO WALL MOVEMENT. CARE MUST BE TAKEN WHEN GROUTING TO ENSURE MOISTURE CANNOT GET INTO THE BACK OF THE MOULDING AS THIS MAY CAUSE IT TO CRACK.

Colours and Trims

Burgundy

F9929 Plain Cornice
152mm x 75mm (6" x 3")

F9928 Hogarth
152mm x 38mm (6" x 1 1/2")

F9905 Dentil
152mm x 50mm (6" x 2")

F9902 Rope
152mm x 40mm (6" x 1 1/2")

F9911
External Corner Trim
152mm x 30mm (6" x 1 1/4")

F9910
Internal Corner Trim
152mm x 30mm (6" x 1 1/4")

F9924 Ribbon & Reed
152mm x 28mm (6" x 1 1/8")

F9921 Sigma
152mm x 26mm (6" x 1")

F9927 Astragal
152mm x 21mm (6" x 3/4")

F9909 Omega
152mm x 12mm (6" x 1/2")

F9925 Gothic Arch
152mm x 28mm (6" x 1 1/8")

F9926 Warwick
152mm x 25mm (6" x 1")

F9923 Scroll
152mm x 29mm (6" x 1 1/8")

F9900 Albert
152mm x 40mm (6" x 1 1/2")

F9901 Victoria
152mm x 75mm (6" x 3")

F9906 Egg & Dart
152mm x 65mm (6" x 2 1/2")

F9907 Wave
152mm x 60mm (6" x 2 3/8")

F9908 Adelaide
152mm x 75mm (6" x 3")

F9221 Rectangle
152mm x 25mm (6" x 1")

F9002 Half Field Tile
152mm x 75mm (6" x 3")

F9000 Field Tile
152mm x 152mm (6" x 6")

F9903 Skirting
152mm x 152mm (6" x 6")

Jet Black

N9929 Plain Cornice
152mm x 75mm (6" x 3")

N9928 Hogarth
152mm x 38mm (6" x 1 1/2")

N9905 Dentil
152mm x 50mm (6" x 2")

N9902 Rope
152mm x 40mm (6" x 1 1/2")

N9911
External Corner Trim
152mm x 30mm (6" x 1 1/4")

N9910
Internal Corner Trim
152mm x 30mm (6" x 1 1/4")

N9924 Ribbon & Reed
152mm x 28mm (6" x 1 1/8")

N9921 Sigma
152mm x 26mm (6" x 1")

N9927 Astragal
152mm x 21mm (6" x 3/4")

N9909 Omega
152mm x 12mm (6" x 1/2")

N9925 Gothic Arch
152mm x 28mm (6" x 1 1/8")

N9926 Warwick
152mm x 25mm (6" x 1")

N9923 Scroll
152mm x 29mm (6" x 1 1/8")

N9900 Albert
152mm x 40mm (6" x 1 1/2")

N9901 Victoria
152mm x 75mm (6" x 3")

N9906 Egg & Dart
152mm x 65mm (6" x 2 1/2")

N9907 Wave
152mm x 60mm (6" x 2 3/8")

N9908 Adelaide
152mm x 75mm (6" x 3")

N9221 Rectangle
152mm x 25mm (6" x 1")

N9002 Half Field Tile
152mm x 75mm (6" x 3")

N9000 Field Tile
152mm x 152mm (6" x 6")

N9903 Skirting
152mm x 152mm (6" x 6")

Rounded Edge Tiles

To ensure a perfect finish to tiled areas we have created tiles with one rounded edge, ideal for use on window sills, counter tops and any edge requiring a smart finish, ideal for edges.

Available in all colours.



9005 REL Tile (Long Edge)
152mm x 75mm (6" x 3")
When ordering please prefix the REL code number (shown above) with the relevant colour code letter
i.e. E9005 Victorian Green REL tile.

9008 RES Tile (Short Edge)
When ordering RES tiles please prefix the RES code 9008 with the relevant colour code letter
i.e. A9008 Brilliant White.

RES only available in Brilliant White or Colonial White.

Field Tile

Field Tile Thickness 7mm (1/4")

IMPORTANT INFORMATION

NOT SUITABLE FOR USE ON WOOD AND AREAS SUBJECT TO WALL MOVEMENT. CARE MUST BE TAKEN WHEN GROUTING TO ENSURE MOISTURE CANNOT GET INTO THE BACK OF THE MOULDING AS THIS MAY CAUSE IT TO CRACK.

Profiles

Our wide choice of special mouldings and borders enables you to achieve an attractive and professional finish. The detailed relief (as illustrated on a selection of tiles below) adds an eye-catching feature to any tiled area.

Plain Cornice



Hogarth



Dentil



Rope

External Corner Trim



Internal Corner Trim

Ribbon & Reed



Sigma



Astragal

Omega

Gothic Arch



Warwick

Scroll



Albert



Victoria

Egg & Dart

Wave

Adelaide



Skirting

The reverse sides of mouldings are prone to variance. This does not affect fixing.

IMPORTANT INFORMATION

NOT SUITABLE FOR USE ON WOOD AND AREAS SUBJECT TO WALL MOVEMENT. CARE MUST BE TAKEN WHEN GROUTING TO ENSURE MOISTURE CANNOT GET INTO THE BACK OF THE MOULDING AS THIS MAY CAUSE IT TO CRACK.

Hand Decorated Tiles

These elegant hand-decorated tiles have been created to complement our unrivalled selection of moulded and plain tiles. The designs are typically Victorian and can be used to add the finishing touches to your décor.

The background glaze colour of these patterned tiles is Brilliant White. **Available in Burgundy, Jet Black, Royal Blue, Jade Breeze and Lilac Mist.** When ordering please pre-fix the code number with the relevant colour code as shown in moulded tiles sections (i.e. GLM9024A Lilac Mist Parthenon).

9022A Parthenon
6" x 3" (152 x 75mm)
(Shown in Burgundy F9022A)

9023A Acanthus
6" x 2" (152 x 50mm)
(Shown in Jade Breeze GJB9023A)

9024A Love Knot
6" x 2" (152 x 50mm)
(Shown in Lilac Mist GLM9024A)

9025A Greek Key
6" x 1 1/2" (152 x 40mm)
(Shown in Royal Blue G9025A)

Tiles used in this setting: A9000 Brilliant White Field tile, G9903 Skirting, G9909 Omega, G9905 Dentil, G9022A Parthenon, G9025A Greek Key (all Royal Blue).

B9901 Colonial White Victoria, B9926 Colonial White Warwick, B9000 Colonial White Field tile, GJB9909 Jade Breeze Omega, B9925 Colonial White Gothic Arch, GJB9002 Jade Breeze Half tile.

F9928 Burgundy Hogarth, B9000 Colonial White Field tile, F9902 Burgundy Rope, 5973B Belle Epoque Tube Lined tile, F9924 Burgundy Ribbon and Reed, B9002 Colonial White Half tile.

B9901 Colonial White Victoria, B9222 Colonial White Square, N9222 Jet Black Square (from Colourworks brochure), N9909 Jet Black Omega, B9000 Colonial White Field tile, B9902 Colonial White Rope, N9002 Jet Black Half tile.

Tile Panels

B9928 Colonial White Hogarth, B9002 Colonial White Half tile, GPV9923 Pavillion Green Scroll, B9000 Colonial White Field tile, GPV9927 Pavillion Green Astragal, GPV9923 Pavillion Green Scroll, GPV9002 Pavillion Green Half tile.

GJT9928 Sepia Hogarth, GIC9221 Ecru Rectangle, GJT9924 Sepia Ribbon and Reed, GIC9002 Ecru Half tile, GIC9909 Ecru Omega, GJT9925 Sepia Gothic Arch, GIC9000 Ecru Field tile.

S9929 Regency Cream Plain Cornice, S9907 Regency Cream Wave, GAQ9909 Aqua Source Omega, S9002 Regency Cream Half tile, GAQ9924 Aqua Source Ribbon and Reed, S9000 Regency Cream Field tile.

G9928 Royal Blue Hogarth, A9926 Brilliant White Warwick, A9002 Brilliant White Half tile, G9921 Royal Blue Sigma, G9926 Royal Blue Warwick, G9002 Royal Blue Half tile.

B9901 Colonial White Victoria, B9000 Colonial White Field tile, B9923 Colonial White Scroll, GIC9000 Ecru Field tile, B9909 Colonial White Omega, GIC9002 Ecru Half tile.

N9901 Jet Black Victoria, N9221 Jet Black Rectangle, A9221 Brilliant White Rectangle, A9000 Brilliant White Field tile, N9921 Jet Black Sigma, A9926 Brilliant White Warwick A9002 Brilliant White Half tile.

A9902 Brilliant White Rope, GLS9221 London Stone Rectangle, A9927 Brilliant White Astragal, A9002 Brilliant White Half tile, A9905 Brilliant White Dentil, GLS9002 London Stone Half tile.

GLM9900 Lilac Mist Albert, B9221 Colonial White Rectangle, GLM9927 Lilac Mist Astragal, B9000 Colonial White Field tile, 5976B Lilium Border, B9909 Colonial White Omega, GLM9002 Lilac Mist Half tile.

B9901 Colonial White Victoria, B9907 Colonial White Wave, B9000 Colonial White Field tile, B9927 Colonial White Astragal, B9902 Colonial White Rope, B9002 Colonial White Half tile.

Important Information

Fixing / Installation

Detailed fixing / installation methods for internal applications are specified in BS5385 Part 1 and ANSI A108. Original Style tiles are not recommended for external application. For detailed advice on the particular adhesives to use in a variety of circumstances please ask your supplier for the Original Style leaflet Ceramic Wall Tiles - Fixing and Cleaning Instructions (applicable in United Kingdom only). In the USA please follow the recommendations and instructions of a reputable adhesive manufacturer. In particular we recommend that the American National Standards Specifications are followed.

Always comply with American National Standards Institute (ANSI) specifications as set out in the Handbook for Ceramic Tile Installation published by the Tile Council of America.

Do not install Original Style tiles directly into wet cement or sand and cement.

Sealing Joints

In all installations, especially shower cubicles, joints should be sealed with an impervious grout such as BAL Supergrout or an epoxy type. Joints between tiles and shower trays should be sealed with silicone sealant. If joints are not completely watertight moisture can be absorbed into the tile body causing stains to show through the translucent glaze. Silicone expansion joints should be incorporated under Victorian dados.

Fixing Moulded Tiles to Outside Corners

To fix cornice and other moulded tiles to an outside corner one end of the tile must be carefully mitred at 45˚ with a carborundum or diamond edged saw. This has the effect of shortening the surface of the tile in contact with the wall. Therefore, to maintain a consistent vertical joint line, all non-moulded tiles laid above and below the moulding must also be cut to the shorter width. However this does not apply to the Skirting, Victoria and Albert External Corners which have been designed specifically for use on outside corners. Victoria dados should not be used on any wooden surfaces due to thermal expansion of the wood which may crack the dado.

Cleaning

Wash down tiled surfaces with either clean water or a neutral (i.e. not acidic or alkaline) detergent. Dry off and polish with a dry duster. **Victorian Green tiles have a copper-based glaze which is prone to discolouration by very mild acids often found in the home. To avoid such discolouration they should be cleaned only with pure water and should always be wiped dry immediately after cleaning. These tiles should never be used in wet areas such as showers, bath surrounds or basin splashbacks.**

Shading

Some shade variation between tiles of the same stated colour is inherent in the production of decorative ceramics. For all the coloured tiles except whites, we have produced Variglaze, a special glaze formula which produces a unique colour effect. Therefore, before fixing tiles, it is important to lay them out in good light to ensure that any shade difference is evenly distributed.

Scratching

It should be noted that with all glazed surfaces, some wearing or scratching may occur over a period of time. Care should therefore be taken to select the proper tile for a given use. The wall tiles shown in this brochure are not recommended for surfaces subject to heavy wear.

Crazing

Highly glazed ceramic tiles may craze with time, and no guarantee can be given against this occurring.

Measurements

Due to size fluctuations, all measurements given are nominal. Where strict accuracy is required, please refer to current samples. All dimensions are subject to a tolerance of +2.5mm or 3/32".

Technical Specifications

Original Style 7mm tiles conform to BS 6431 Part 9 - specification for dust-pressed tiles with a water absorption of E>10% Group B111.

Limits of Liability

Original Style accepts no liability for the faulty installation of its tiles. In the case of any claim relating to the tiles themselves, Original Style's liability, to the extent permitted by law, is limited to either the replacement of the product or a refund of the cost of the product, and does not extend to cover any consequential loss. Tiles must be inspected prior to installation and claims cannot be considered after the tiles have been installed.

Please be advised that installation constitutes acceptance of the quality, colour, texture, shade and size of tiles.

Original Style warrants that its tiles conform to their description and are fit for their purpose.

Original Style makes no other express or implied warranty as to fitness or suitability of the products for particular installations. We extend no guarantees, express or implied, as to wear resistance or maintenance procedures.

Please note, the use of certain acid based cleaning products may cause some of the tiles to react and change in character.

Original Style gratefully acknowledges the assistance of the following companies with the photographic settings:

FURNISHING & ORNAMENTS

ORANGE TREE INTERIORS
01392 876688 www.orangetreeinteriors.co.uk

ECLECTIQUE
01392 250799 www.eclectique.co.uk

ANTIQUE BATHS OF IVYBRIDGE
01752 698250 www.antiquebaths.com

FAGINS ANTIQUES
01392 882062 www.faginsantiques.com

HABITAT www.habitat.com

INTERIOR PAINTS

NATURAL COLOURS ORIGINAL STYLE LTD
01392 473000 www.originalstyle.com

TAPS & SHOWERS

BRISTAN
01827 304050 www.bristan.com

FLOORING

VICTORIAN FLOOR TILES ORIGINAL STYLE LTD
01392 473000 www.originalstyle.com

Some photography reproduced in this brochure is courtesy of Horus S.A. www.horusfrance.com



Tiles used in this setting: 6085A Blue Iris Border Tile, half size, 6084A Blue Iris 6 tile panel, A9000 Brilliant White Field tile, A9911 Brilliant White External Corner Trim, GJB9900 Albert, GJB9902 Rope, GJB9909 Omega (all Jade Breeze).

Tiles used in this setting: GJT9903 Skirting, GJT9900 Albert, GJT9927 Astragal (all Sepia), GIC9000 Field tiles, GIC9221 Rectangle (both Ecru), B9000 Field tile, B9923 Scroll (both Colonial White).
For flooring see Original Style Victorian Floor Tiles brochure.

© Copyright Original Style Ltd 2007.



ORIGINALSTYLE

Original Style produces other ranges, including Ceramic tiles, Glass tiles, Stone and Victorian floor tiles. Please ask your retailer for copies of these brochures.

Trade Sales : 01392 473000
Export Sales : +44 1392 473001
Other Depts. : +44 (0) 1392 474011
Fax: +44 (0) 1392 473003

e-mail: info@originalstyle.com
web site: www.originalstyle.com

A member of the Stovax Group.
The 'Original Style' logo is a registered trade mark of Original Style Ltd.

Original Style Limited is registered in England number 3018117. Registered Office: Falcon Road, Sowton Industrial Estate, Exeter, Devon, EX2 7LF

Distributed by: £1.00 $1.50 €1.50

ART 04/07

© Copyright Original Style Ltd 2007